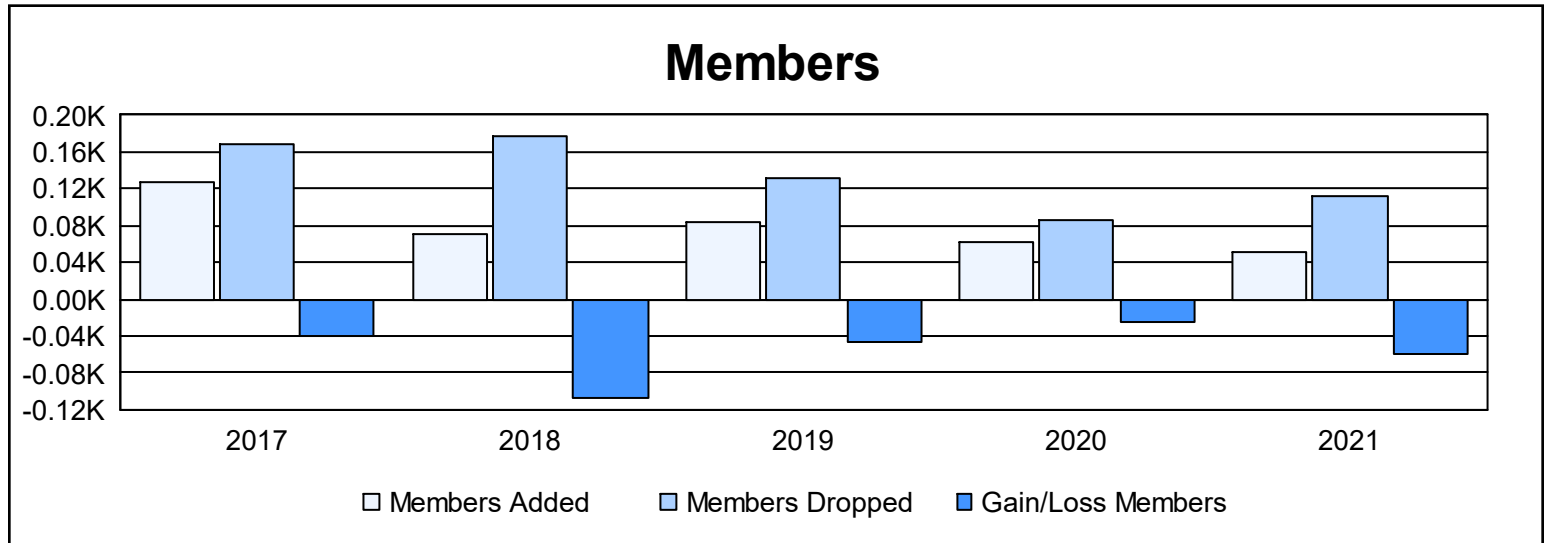
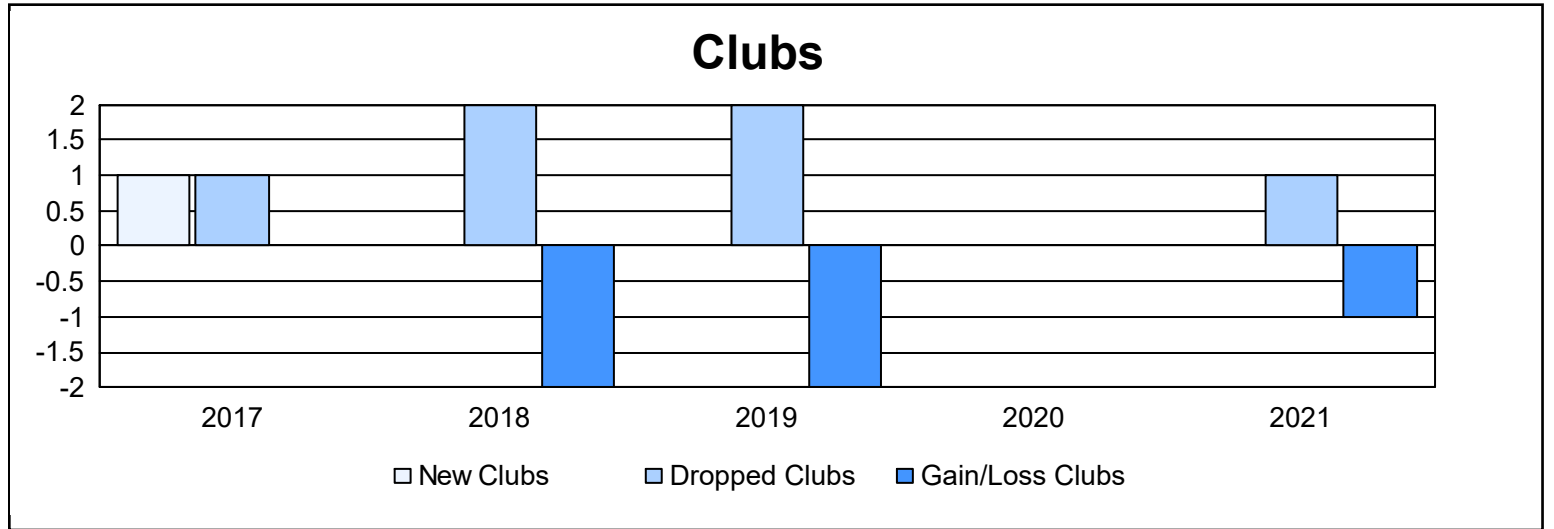
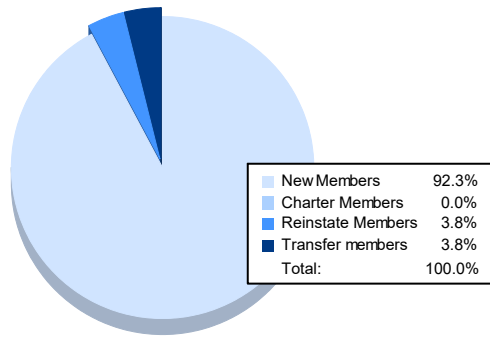


| Year | New Clubs | Dropped Clubs | Gain/ Loss Clubs | New Members | Charter Members | Reinstate Members | Transfer Members | Total Member Added | Total Members Dropped | Gain/ Loss Members |
|----------------|-----------|---------------|------------------|-------------|-----------------|-------------------|------------------|--------------------|-----------------------|--------------------|
| 2016-2017 | 1 | 1 | 0 | 86 | 23 | 5 | 14 | 128 | 169 | -41 |
| 2017-2018 | 0 | 2 | -2 | 62 | 0 | 4 | 5 | 71 | 178 | -107 |
| 2018-2019 | 0 | 2 | -2 | 71 | 1 | 3 | 9 | 84 | 131 | -47 |
| 2019-2020 | 0 | 0 | 0 | 50 | 0 | 3 | 8 | 61 | 86 | -25 |
| 2020-2021 | 0 | 1 | -1 | 48 | 0 | 2 | 2 | 52 | 112 | -60 |
| Average | 0 | 1 | -1 | 63 | 5 | 3 | 8 | 79 | 135 | -56 |



Membership Composition June 2021 Cumulative



Gender Composition June 2021 Cumulative

